

TASGAU CREADIGOL BLWYDDYN 3 A 4


	TASGAU	TASGAU
<p>Iechyd a Lles</p> 	<p>Join Joe Wicks live on YouTube every morning at 9 o'clock to keep fit. GOOD LUCK!!!!</p> <p>!!</p> 	<p>Create a healthy menu for your day. You will need a menu and drink for:-</p> <ul style="list-style-type: none"> Breakfast Lunch Tea Supper <p>(The task can be completed in your books or on HWB. Remember to decorate your menus colourful)</p>
<p>Gwyddoniaeth a Thechnoleg</p> 	<p>ORGANISING WORK</p> <p>Organise your work in HWB/ J2e by creating relevant folders. Remember to name each piece of work and file. You have started on this task in school already. Good luck!!!!</p> <div style="display: flex; justify-content: space-around; align-items: center;"> <div data-bbox="766 1169 945 1350" style="background-color: red; color: white; padding: 10px; font-weight: bold;">Hwb</div> <div data-bbox="974 1222 1173 1311" style="background-color: #007bff; color: white; padding: 10px; border-radius: 15px; font-weight: bold;">j2e.com <small>just2easy</small></div> </div>	<p>https://www.youtube.com/watch?v=wFTHh-6jIT8</p> <p>Watch this video clip which explains how planes fly. Record facts and draw diagrams explaining how planes fly. You are welcome to complete the task in English or Welsh.</p> <p>(The task can be completed in your books or on HWB.)</p> 


Celf a Dylunio




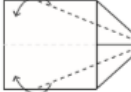
Design and create a paper aeroplane by following the instructions below. Fly your plane 5 times and record the furthest distance your plane has travelled. (Why not make a video of this!!!)


How to Make a Paper Aeroplane


- 


You will need a piece of A4-sized paper.
- 

Make a line in the centre by folding the paper in half longways then opening it out flat.
- 

Fold in two of the corners so they meet at the centre fold.
- 

Fold the outer edges in again to meet at the centre fold.
- 

Turn the paper over and then fold it in half in the middle.
- 

Fold down the wings on each side so that they meet with the bottom of the plane.
- 

Your plane is ready to fly! How far can you make it go?

Create a piece of artwork or a model based on something that flies.

You can use colouring pencils, crayons, felt pens, branches, lego, K'nex (The choice is yours)

